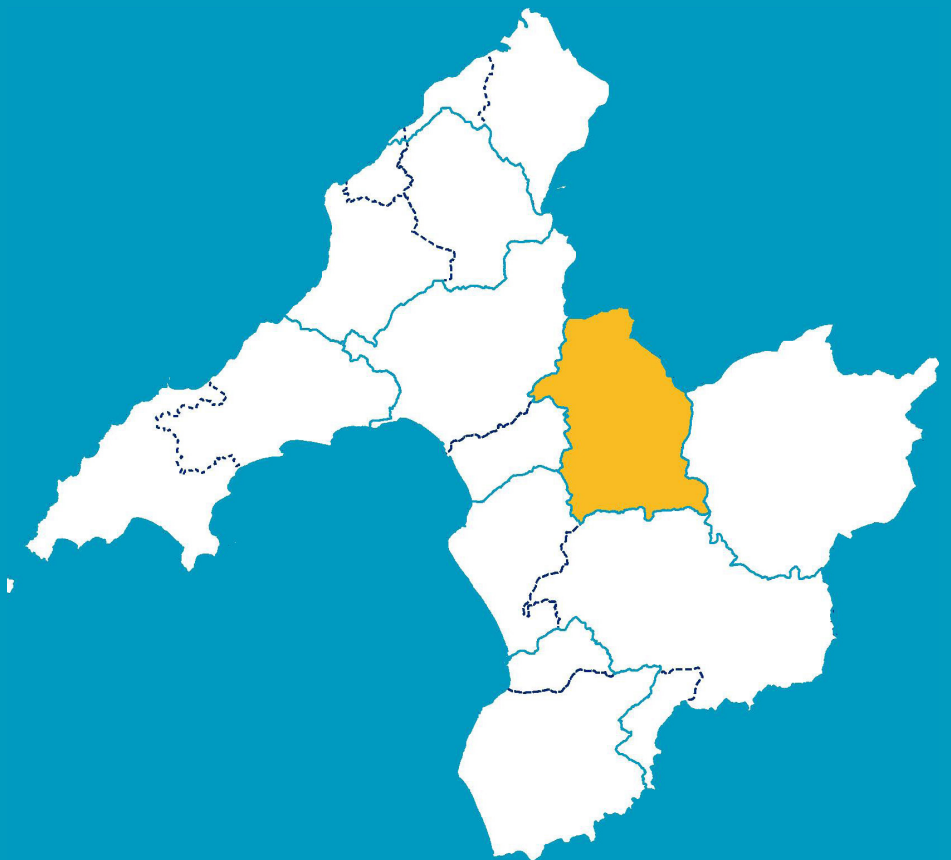


# IT'S YOUR AREA WHAT'S IMPORTANT?

## FFESTINIOG AREA



# **The Well-being of Future Generations (Wales) Act came into force on 1 April 2016. The aim of the Act is to improve the social, economic, environmental and cultural well-being of Wales.**

The Act has established a Public Services Board (the Board) for every local authority area in order to ensure that public bodies work together to create a better future for the people of Wales.

For Gwynedd and Anglesey, the two Boards have come together to collaborate, and it is a partnership that includes the county councils, the fire and rescue service, the health service, Natural Resources Wales and other partners from the public and third sector.

The Gwynedd and Anglesey Public Services Board has divided the whole area into 14 smaller areas. Research has been undertaken on behalf of the Board on each of the 14 areas in order to understand and learn more about the well-being of those areas. In addition to the available data, partners of the Public Services Board have engaged extensively with our communities in recent months. In Gwynedd, the main piece of engagement work was the 'Our Area 2035' exercise. The aim of this project is to engage and work with residents, groups and organisations to help communities identify those priorities that will need to be addressed over the next 10-15 years and create and realise local regeneration plans.

It is also important to note that the research has highlighted some data gaps and that some figures are based on 2011 Census data, which is now over 10 years old. Our intention is to regularly update the data contained in this booklet in order to capture the key messages that have been conveyed about the wellbeing of the county, and thus led to the formulation of a Well-being Plan, which will guide the Board's work over the coming years

Since the previous assessment in 2016, our communities have faced substantial changes in light of Brexit and more recently the Covid-19 pandemic. Dealing with the crisis has highlighted the importance of services provided by the voluntary and public sector to our communities, and the importance of the joint-working between them. Also, the crisis has highlighted issues that already existed in our communities, for example, poverty and employment, mental health, second homes and loneliness.


The period has also highlighted the importance of our environment which is central to the health and well-being of our residents and our local economy, attracting visitors to the area. As we look towards a greener path out of the Covid-19 pandemic, it is an opportunity for us to revisit how we use our natural assets to tackle the threats of the climate and nature crises.

The Well-being Assessment will further address those matters that were brought to our attention during the pandemic.

**THIS IS THE INFORMATION WE HAVE GATHERED ABOUT THE FFESTINIOG AREA, WHICH INCLUDES TRAWSFYNYDD. DO YOU THINK THIS IS A FAIR REFLECTION OF YOUR AREA'S STATE OF WELL-BEING?**



# POPULATION



# Who are the people of Ffestiniog?

**6,470 people live in the Ffestiniog area, which is approximately 5% of Gwynedd's population.**

The population of Ffestiniog is expected to grow over the coming years. **Figures suggest that approximately 6,937 will live in Ffestiniog by 2043**, an increase of 7% since 2019. A similar increase of 6% is anticipated in Gwynedd.



In Ffestiniog, the largest percentage increase of 39% is expected in the population aged 75 and over. This is similar to Gwynedd's projections, where it is expected that there will be about 42% more people aged 75 and over living in the county by 2043.

## Language

According to the results of the 2011 Census, **77% of people in the Ffestiniog area can speak Welsh**, which is higher than the Gwynedd percentage (65%), and Wales' 19%. Ffestiniog has the second highest percentage of Welsh speakers in Gwynedd.

However, the figure has decreased over the last decades compared to 87% in 1981. This reduction of around 10% is similar to the rest of Gwynedd, which has reduced from 76% to 65% over the same period.

According to a 2019 questionnaire, 75% of Ffestiniog primary school children speak Welsh always or often on the yard. This is higher than the Gwynedd percentage of 64%. Contrary to the county trend, the percentage of Ffestiniog secondary children who speak Welsh always or often on the yard increases to 78%, which is again higher than the percentage for Gwynedd (42%).

**77%**  
of people in the  
Ffestiniog area  
can speak Welsh

**“Welsh is thriving in the school and community. (This shows) strength of the language and the culture of the village.”**  
(Trawsfynydd Community Council, Our Area 2035)

**ENVIRONMENTAL**



# How green is the area?

Fly-tipping is lower in Gwynedd than the rest of Wales – with 5.1 fly-tipping cases to every 1,000 of the population compared to 10.6. There has been an increase in the number of fly-tipping cases recorded in Gwynedd from 529 in 2014/15 to 633 in 2019/20.

**In Gwynedd, an increase has been seen in the percentage of municipal waste sent to be reused, recycled or composted from 59% in 2014/15 to 67% in 2020/21.** In 2014/15, the percentage was slightly lower than the Wales but, by 2020/21, the Gwynedd and Wales percentages were very similar.




# How clean are our streets?

Street cleanliness is inspected annually by Keep Wales Tidy.

In 2019/20 142 streets in Gwynedd were inspected, and 95% were of a high or acceptable standard of cleanliness, that is a Grade B or higher. This percentage is similar to what it was in 2015/16.

**Within the Ffestiniog area 13 streets were inspected, 100% of which received a Grade B or higher in 2019/20.** This percentage is the same as it was in 2015/16.



In the dog fouling consultation, 83% of respondents from Ffestiniog felt that it was a problem in their area, this is slightly higher than the 81% with the same view in Gwynedd.

# Climate change and flooding



The climate and nature crises are major challenges facing future generations. Over the past century, temperatures have increased, sea levels have risen, and weather patterns have changed significantly.

With a much higher proportion of coastline compared to other Welsh counties, climate change has a distinct impact on communities. **In Gwynedd, 11,285 properties are currently at risk of flooding.**

## 11,285 Gwynedd properties at risk of flooding



When asked about the changes they would like to see in the area over the next 10-15 years, living in a green, environmentally friendly area was noted as one of the highest priorities for Ffestiniog groups and organisations. Specifically, they wanted Ffestiniog to become a self-sustaining area that generated its own electricity, for example hydroelectricity, to help reduce the carbon footprint. (Our Area 2035)

“More community renewable energy schemes with the profits being invested back into our communities, thus alleviating the social problems of the area.”

(Y Dref Werdd, Our Area 2035)

## Fresh air

NO<sub>2</sub> concentration is one way of measuring air quality and it is conveyed as average micrograms ( $\mu\text{g}$ ) per m<sup>3</sup>. In 2019, there was an average of 4.8  $\mu\text{g}/\text{m}^3$  NO<sub>2</sub> in residential dwelling locations in Gwynedd. This was much lower than the Wales average measurement of 9.2  $\mu\text{g}/\text{m}^3$ .



# The natural environment

## Ecosystem resilience and biodiversity

Wales' wildlife is in decline, with latest findings showing that one in six species in Wales is at risk of extinction. In 2021, the Welsh Government announced a nature crisis and called for targets to be set to halt and reverse the decline in biodiversity. Challenges facing species' include lack of pasture, dispersed nutrient inputs in the countryside, historic land, and water management.

Ffestiniog has a long history of mining metal ores, dating back to the Bronze Age, with the industry reaching its peak in the second half of the nineteenth century. By the 1920s most of the mining work had ceased, but discharges from underground workings and leaching of metals from spoil heaps still present significant sources of water pollution today. Examples include rivers around Blaenau Ffestiniog and the Dyfi and Mawddach catchment areas, where sources include a lead mine and a gold mine.

On the other hand, the ancient oak woodlands of Maentwrog in the Vale of Ffestiniog, is home to some 170 species of lichen, which is an extremely important biodiversity species of nature.





# SOCIAL



# Good health?



In the Ffestiniog area in 2020-2021 ambulance response times for a 'red' call, which is the most serious type, averaged 13:27 minutes. Ffestiniog's average time has risen in recent years from 07:21 in 2018-2019 and 09:23 in 2019-2020.



Amser ymateb ambiwlans:

**13:27** munud

Two-way public and private travel time to a *GP surgery* is higher in Gwynedd than Wales, with an average time of 54 minutes and 11 minutes compared to 40 minutes and 7 minutes respectively.

This is also true for travelling to a *pharmacy* where the average two-way public travel takes 53 minutes and 11 minutes by private travel, compared to 38 minutes and 7 minutes for Wales.

Further population health figures are available for Gwynedd to provide an indication of the county's health conditions and patterns.

According to latest figures, **the life expectancy of males in Gwynedd is 79.5 years, while the life expectancy of females is 83.1 years.** This is slightly higher than Wales figures where the life expectancy of males is 78.3 years and the life expectancy of females is 82.1 years.



According to 2017/18-2019/20 figures, 38% of adults aged 16-64 have a healthy weight in Gwynedd. This is more or less the same as the figure for the whole of Wales. This figure increases to 41% in adults aged 65 and over in Gwynedd, which is higher than the Wales percentage of 38%.



Other factors that affect our health is smoking and alcohol consumption. **11% of people aged 16 and over state that they smoke**, one of the lowest figures among Wales' counties, and 16% of people report that they consume more than 14 units of alcohol a week. These two percentages are lower than the figure for the whole of Wales, where 17% smoke and 19% consume more alcohol than the guidelines.

In a survey in 2018/19 and 2019/20, 31% of Gwynedd adults noted that they had eaten at least five portions of fruit and vegetables during the previous day, higher than the Wales figure of 24%.

Mental health is an important part of well-being and health. Public Health Wales data from 2018-19 identifies adult mental wellbeing (16 and over) in the form of age-standardised scores. Gwynedd's score is 52.9 which is slightly higher than the Wales score of 51.4.

Data from the National Survey for Wales for 2018/19-2019/20 indicates that 8% of Gwynedd adults have a mental disorder, a slightly lower percentage than the rest of Wales (10%).

# Child and adolescent health

Specific health statistics for Gwynedd children are also available.

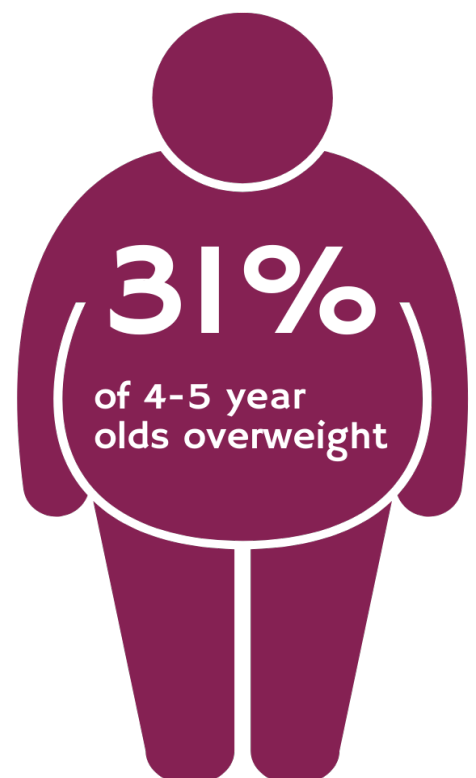
The percentage of individual live births with a low birth weight is slightly lower in Gwynedd than Wales, namely 5% compared to 6%.

In Gwynedd, the percentage of all children fully immunised on schedule by the time they are four years old has slightly increased from 88% in 2017 to 91% in 2019. This is higher than Wales figure, where 88% had been fully immunised in 2019.

**31% of 4-5 year-old children are overweight or obese** – which is higher than the Wales figure of 27%.

According to data from 2017/18, approximately 9% of Gwynedd children aged 11-16 consumed alcohol and 3% smoked.

In Gwynedd, the teenage pregnancy rate for girls under 18 years old is 16.6 per 1000 girls aged 15-17, and it has reduced since the previous well-being assessment. This is slightly lower than the all Wales figures, namely 18.9, which has also reduced since the previous well-being assessment.




# Keeping safe

Ffestiniog offences per 1,000 of the 16 and over population have slightly increased between 2018 and 2020 from 91 to 110. This is also higher than it was in the previous well-being assessment in 2015, when the figure was 96.

In Gwynedd, 55% feel very safe and 34% feel fairly safe in the local area after dark. Also, 89% feel very safe and 10% feel fairly safe in their home after dark in Gwynedd. More people feel very safe in their local area or home after dark in Gwynedd than the whole of Wales.

However, community safety and substance misuse were highlighted as concerns by Ffestiniog residents during a 'doorstep talks' exercise by Adra housing association.

**On average between 2017/18-2019/20 there were 14 fires that were started deliberately a year in the Ffestiniog area and 22 accidental fire incidents.** In Gwynedd, on average between 2017/18-2019/20, there were 113 fires that were started deliberately a year and 335 accidental fire incidents a year. For Ffestiniog and Gwynedd the accidental fire figure is lower than the last assessment, and the fires that were started deliberately figure is the same in Ffestiniog but slightly higher in Gwynedd.



**36** fire incidents in Ffestiniog

# Keeping in touch


**74% of homes in the Ffestiniog area have a car or van,** which is lower than the figure for Gwynedd, namely 79% and 77% for the whole of Wales.



**74%** of homes have a car or van in Ffestiniog

Return public and private travel time to a grocery store is higher in Gwynedd than the whole of Wales, with an average time of 40 minutes and 6 minutes compared to 32 minutes and 4 minutes. There is variation within the Ffestiniog area. Trawsfynydd's average private and public travel time is longer than Gwynedd's, while Diffwys and Maenofferen, Bowydd and Rhiw and Teigl are lower.

Lack of public transport was one of the main themes to emerge during conversations with Ffestiniog groups and organisations. In particular, it was expressed that it was difficult to get to work or to the shops in nearby towns because of a shortage of bus service. (Our Area 2035)



Figures from 2019 show that Gwynedd had a higher percentage of broadband unavailability at 30Mb/e than the whole of Wales, namely 12% compared to 7%.

16% of Gwynedd residents are lonely, compared with 15% who are lonely across the whole of Wales.

# Helping each other

According to 2011 Census figures, 11% of the population in the Ffestiniog area provide at least one hour a week of unpaid care. This figure is similar to other areas in Gwynedd and Wales.

Pre-pandemic figures show that the percentage of people who volunteer in Gwynedd has increased a little from 31% in 2016 to 33% in 2019, which is higher than Wales' 26%. Covid-19 probably led to a further increase in this figure, however, there is no data by local area available to measure this.

According to Ffestiniog groups and organisations, community spirit and kindness is what makes the area a good place to live. (Our Area 2035)

“A close knit community that works together and can go a long way on its own.”  
(Ffestiniog Town Council, Our Area 2035)



# ECONOMY



# Tourism

**Including AirBnB, there are 1,643 tourist accommodation businesses in Meirionnydd, which is around 42% of the total for Gwynedd in 2019.**

In the Ffestiniog area, there's an estimated 2,287 visitor accommodation beds. This represents less than 2% of the total number of visitor accommodation beds in Gwynedd.

Within the Ffestiniog well-being area, Blaenau Ffestiniog has been identified by the Council as one of the county's 18 main tourist destinations.



## Houses and second homes

**In 2020, the median house price in the Ffestiniog area was £95,000, an increase of £18,000 since the last assessment in 2015.** This is the area with the lowest median property price in Gwynedd.



The median income of the Ffestiniog families is around £21,851, however at least £22,857 is needed to afford an entry level price on the housing to market. This means that 52% of Ffestiniog households have been priced out of the market. This percentage lower than the figure for Gwynedd, namely 59%, and the percentage for Wales, namely 56%. It's likely, however, that the 2020 figures does not fully illustrate the impact of the pandemic on the area's house prices, and these will be updated as the data becomes available.

However, conversations locally highlighted concerns about the increasing number of holiday homes in the area. According to groups, organisations in the area, this increase has led to higher property prices, which means that there is a shortage of quality housing for local people. (Our Area 2035)

“Holiday homes and no affordable housing for local people. The lack of long-term education and employment opportunities, as well as a shortage of affordable homes, is driving a large proportion of the younger population away from the area.”  
(Cwmni Bro Ffestiniog, Our Area 2035)

# What do the people of Ffestiniog do?

Figures from the 2011 Census show that of the working population in the Ffestiniog area with no qualifications, 31% work in the elementary occupations e.g. cleaning, working in a factory, waste collection, farm work. In general, a higher percentage of people without any qualifications are employed in these professions in Gwynedd as a whole.



44% of those with a degree or equivalent qualification are in professional occupations. This is similar to the Gwynedd and all-Wales picture. Of all the people in the Ffestiniog area who are in work, the skilled trades employ the most – 20%. Reliable data on areas of work by local well-being area after 2011 is not available, and therefore a significant data gap is evident.



**£361** median weekly wage

## Salary

The median weekly wage in the Dwyfor Meirionnydd constituency (of which Ffestiniog is part) is around **£361 a week**, which is 7% lower than Gwynedd as a whole (£386 a week) and 19% lower than Wales (£469 a week).

Women's pay is 19% less than men's pay in the constituency. This gap is narrower than the gap across Gwynedd where women are paid 32% less than men.

More full time, high paid jobs was the top priority in Ffestiniog when groups and organisations were asked what changes they would like to see over the next 10-15 years. (Our Area 2035)

“Creating jobs... reversing the migration of young Welsh talent from Blaenau.”

(Cell B, Our Area 2035)

## Unemployment

75% of Gwynedd residents aged between 16 and 64 are in work or education, which is slightly lower than the Wales percentage of 76%.

On average, the percentage of people aged 16-64 claiming Jobseeker's Allowance in the Ffestiniog area between November 2020 and October 2021 was 5.1%, higher than Gwynedd for the same period (4.5%). Ffestiniog has the highest percentage of unemployment in Gwynedd. The figure varies greatly month to month with the highest being February 2021 (6.4%) and the lowest in October 2021 (3.6%). This is probably due to the impact of the Covid-19 lockdown at the beginning of 2021, and also that the pattern of work in the Ffestiniog area is very seasonal.



# Businesses

In 2020, a total of 4,380 businesses were registered in Gwynedd.

The rate of new business start-ups in Gwynedd is lower than Anglesey, North Wales and Wales.



**61%**  
of companies  
survive 3+  
years

**However, 61% of companies in Gwynedd stay in business for at least three years or more.** This is higher than Wales at 54%. The rate of failing businesses is also lower in Gwynedd compared to Anglesey, North Wales and Wales.

# Skills for life

From 2018/19 the Welsh Government has introduced a new set of performance measures which include literacy, numeracy and science points score. This makes it difficult to make year-on-year comparisons over recent years and there is no breakdown by county since 2018/19.

However, figures are available for the number of year 11 school leavers known not to be in education, employment or training (NEET). In Gwynedd the percentage for 2020 is 1.2%, which is lower than the Wales figure of 1.7%.




# The money in your pocket

**The money available to spend by the people of Gwynedd, after paying taxes and household bills, is £15,941 per head per annum, which is £1,322 less than for Wales as a whole.**

**£15,941**

income available to  
spend after home  
and tax costs



In the Ffestiniog area, 17% of primary school pupils claim free school meals compared to 14% in Gwynedd. This is the highest percentage of all the county's well-being areas. By the time pupils reach secondary school, the figure has dropped slightly to around 15%, which is also the county's highest percentage.

According to pre-pandemic figures, 26% of households in the Ffestiniog area are in fuel poverty. This is the highest percentage in Gwynedd (21%) and almost twice the Wales figure of 14%.

However, with the recent fuel price increase this figure is likely to be much higher than estimated in 2018, but unfortunately sourcing reliable data in this field was problematic.

# CULTURAL



# Keeping fit

According to the latest School Sports Survey by Sport Wales, the number of Gwynedd children participating in sports three or more times per week is similar to the figure across Wales

**In 2018, 49% of Gwynedd children participated in sport activities three or more times a week** – this compared to 48% in Wales. 66% of Gwynedd pupils also participate in community sports outside the school at least once a week, similar to the 65% in Wales.



# 49%

of children participating in sports 3+ times a week

In 2019, 33% of adults reported participating in sporting activities three or more times a week compared to 32% in Wales.

Return public and private travel time to a sports facility is higher in Gwynedd than Wales, with an average time of 71 minutes and 12 minutes compared to 55 minutes and 10 minutes respectively.

Again, there is variety within the area, where Trawsfynydd's private travel time is one of the longest in the county and Diffwys and Maenofferen one the shortest. Trawsfynydd's public travel time is also much longer than Gwynedd's and Diffwys and Maenofferen are again one of the shortest in the county.

# Leisure time

Return public and private average travel times to a public library is higher in Gwynedd than the whole of Wales, with an average time of 61 minutes and 15 minutes compared to 45 minutes and 10 minutes. Within the Ffestiniog area, Diffwys and Maenofferen's public and private travel time to a library is one of the shortest in Gwynedd.





Leisure time figures are available for the run up to the pandemic. According to a survey from 2019/20, **65% of adults in Gwynedd stated they had attended an arts event during the year** and 38% had visited a museum.

Both of these figures have slightly increased since the previous well-being assessment. In 2016/17, 47% had visited historical places, a reduction since the previous assessment.

The effect of the pandemic on arts and culture is apparent, with theatre and cinemas having to close over the lockdown period and subsequent restrictions on the number of people who could attend events. However, reliable figures to measure this effect per local area was not available.

## World Heritage Site

The slate landscape of north-west Wales has been added to the UNESCO World Heritage List, making it the fourth World Heritage Site in Wales.

The new World Heritage Site includes the quarry landscapes of Penrhyn, Dinorwig, the Nantlle Valley and Ffestiniog. The National Slate Museum in Llanberis, Penrhyn Castle and Ffestiniog and Tal-y-llyn Railways are also a part of the site.



SAFLE TREFTADAETH Y BYD  
**Llechi Cymru**  
**Wales Slate**  
WORLD HERITAGE SITE

## Green spaces

There is a link between cultural well-being and spending time in green spaces and nature, and proximity to a natural green space is one form of assessing an area's physical environment.

The score for proximity to an Accessible Natural Green Space is the same for Gwynedd and the whole of Wales, namely 77%. All areas within Ffestiniog have higher scores than Gwynedd, and Bowydd, Rhiw, Diffwys and Maenofferen have a score of 100%.

One of the main things Ffestiniog groups and organisations valued about their area was the environment and the proximity to natural attractions, for example, the mountains and countryside. (Our Area 2035)



## FOR MORE INFORMATION...

[www.LlesiantGwyneddaMon.org](http://www.LlesiantGwyneddaMon.org)

[post@llesiantgwyneddamon.org](mailto:post@llesiantgwyneddamon.org)

01766 771000

Ask for the Programme Manager – Gwynedd and Anglesey Public Services Board